



ELEVAKE  
PRODUCT CATALOG



We at Elevake constantly seek the ways we can satisfy every needs of our users. As displays are the most apparent part of an elevator, we strongly believe that the passengers' first, and premier impression comes from visual experiences. These experiences are what we improve by providing clever solutions for your display needs.

But we also think that providing that providing best value for price is only one side of the story. Since the company was founded in 2005, we never stopped innovating, and reimagining the way our products can be used. Following this vision, our displays are not just another screen showing the current floor and direction, they also can be a bold statement of your brand image, or a messenger of information.

This product catalog allows you to get a taste of the wide range of our elevator displays, and discover the ample ways you can customize, configure, and maintain them - even from the comfort of an armchair.

How is it possible? Read on to find out!



The CF Series displays are the core of our portfolio. You can choose from a wide range of display sizes and features. Configuration of these displays are as easy as it gets: you can use our brand new smartphone app (Elevake Customizer, see in page x), and could allow the elevator owners to change the contents of the display whenever they want.

### **Main Features of the displays:**

- Multiple, easy to use configuration methods: smartphone and PC application
- Can display up to 32 floors
- Up to 12 different status messages (warnings) activated via bus signal
- Full screen warnings
- Horizontal and Portrait orientations
- Arrows can come alive: animation is always an option
- Time is important: date, time and day of the week can all be shown\*
- Clock can be synchronized with the smartphone app or via internet\*
- Two separate slideshow: can change with the floors or by a defined interval
- Internal memory can be expanded using a micro SD card
- Wireless programming: Wi-Fi or Bluetooth connection with the smartphone app
- Softwares come with the displays - no additional price
- Weather information - on request, please contact us for more details

## CF Series Data Sheet

	CF320	CF500	CF430	CF560	CF700	CF800	CF1040
LCD Type	TFT						
Color Depth	65,535						
Screen Diameter(Inch)	3.2"	5"	4.3"	5.6"	7"	8"	10"
View Area Dimensions (mm)[Inch]	70 x 42 [2.75 x 1.65]	110 x 67 [4.33 x 2.63]	96 x 54 [3.78 x 2.12]	112 x 84 [4.4 x 3.3]	152 x 91 [5.99 x 3.6]	160 x 120 [6.3 x 4.72]	210 x 158 [8.26 x 6.22]
Screen Resolution (px)	400 x 240	800 x 480	480 x 272	640 x 480	800 x 480	800 x 600	800 x 600
Dot Pitch (mm)	0.176 x 0.176	0.136 x 0.136	0.198 x 0.198	0.176 x 0.176	0.19 x 0.19	0.2 x 0.2	0.26 x 0.26
Panel Dimensions (L x W x D) (mm) [inch]	100 x 60 x 13 [3.93 x 2.36 x 0.511]	145 x 85 x 19 [5.7 x 3.34 x 0.74]	128 x 80 x 19 [5.03 x 3.14 x 0.74]	150 x 110 x 19 [5.9 x 4.33 x 0.74]	175 x 125 x 20 [6.88 x 4.92 x 0.78]	202 x 162 x 20 [7.95 x 6.37 x 0.78]	260 x 200 x 20 [10.23 x 7.87 x 0.78]
Mounting Dimensions (Ø x L x W) (mm)	4 x D4 85 x 55	4 x D4 135 x 87	4 x D4 120 x 70	4 x D4 140 x 100	4 x D4 160 x 115	4 x D4 194 x 130	4 x D4 252 x 192
Viewing Angle (X-Axis)	+70 / -70	+70 / -70	+70 / -70	+70 / -70	+70 / -70	+70 / -70	+75 / -75
Viewing Angle (Y-Axis)	+70 / -50	+70 / -50	+70 / -50	+70 / -50	+70 / -50	+70 / -50	+60 / -50
Contrast Ratio	500 : 1						
Operating Temperature (C)	-10 to 60						
Operating Humidity	10%RH to 90%RH						
Luminance (cd/sq m)	300	350	300	200	300	250	300
LED Backlight MTBF (h)	60.000						
Operating Voltage	11~27V DC						
Current Consumption (mA)@24V DC	100	110	120	200	300	500	600
Parallel Interface	10	12	12	16	16	16	16
Programming	Wi-Fi, Bluetooth, USB Cable						







## CF320

### The smart and sleek mini

The newest member of the series, with a 3.2 inch TFT screen and flatter profile it can fit into the tiniest space while providing almost every feature of it's bigger brothers, and certainly everything that your want from this kind of display. Put it above a call button, and you get instant feedback from the elevator.





## CF500

### Best of both worlds: the middle-sized display with the highest pixel density

The CF500 is a new addition to the CF series which combines easy to handle dimensions and a higher pixel resolution. This means sharper and more detail rich images, while the display itself is easy to fit in almost every COP design.






## CF430-560-700

**For everyday use with quality  
you don't see everyday**

Our most demanded products, satisfying the widest possible needs, and fitting most usage scenarios. These displays have all the features you want, while maintaining a compact size that fits in almost every elevator COP. Three different size, all with a slim profile, so they guarantee that you don't have to worry too much about their placement, but they still can be a nice complement of the cabin design.







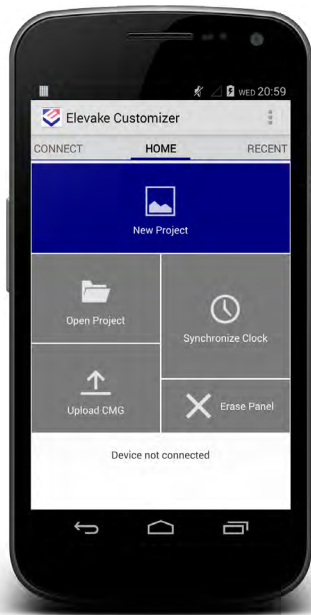
CF800-1040

## Big and beautiful enough space for the biggest ideas

There is a case when the information needs to be shown requires a bigger territory. These displays are just that - a nice and cozy canvas with a big enough resolution, so you can fit everything on them. Detailed resident list for each floor, restaurant menu, or attention raising ads, there is a place for everything. Beside their screen size, they still maintain a very sleek profile, so fitting them on the COP is not a problem.





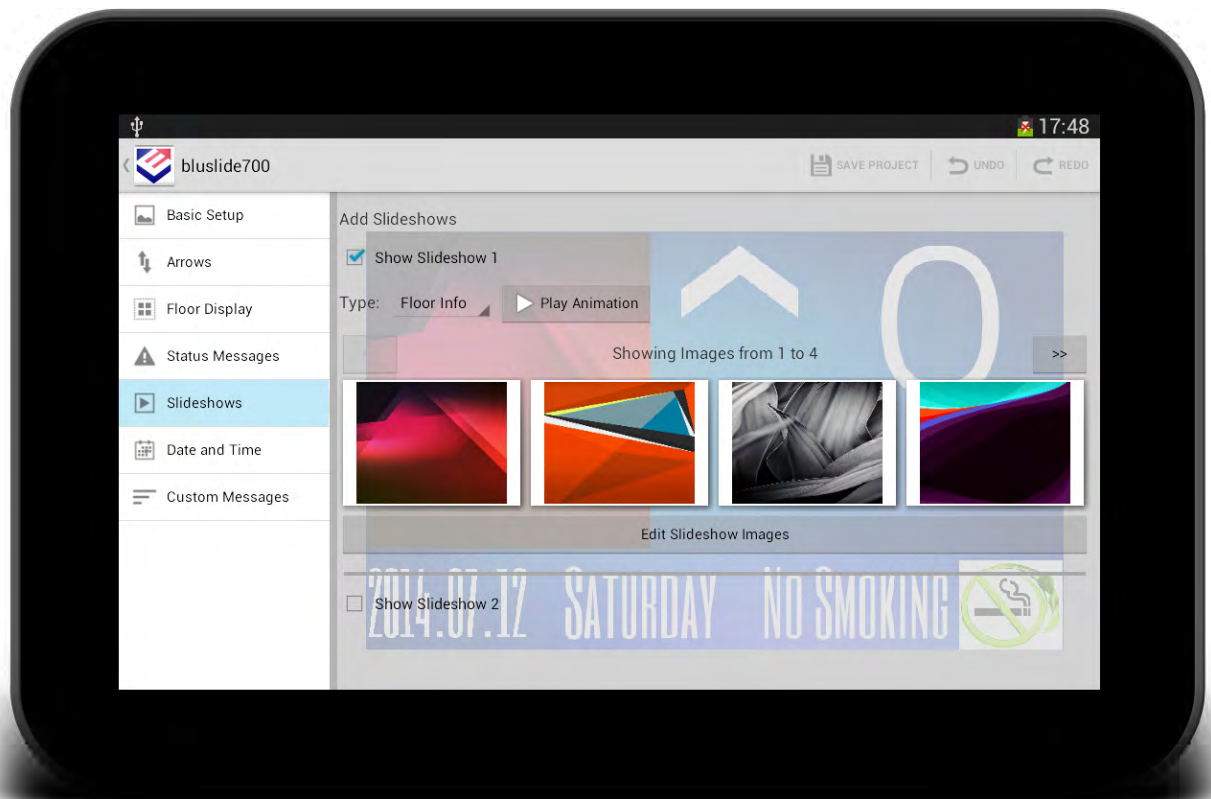


## Elevake Customizer

### Newfound mobility in elevator configuration

Take control of your elevator from your smartphone or tablet. No need for mechanics, no cables, no hassle!

Smartphones and tablets are now part of our everyday life. With the Elevake Customizer app you can quickly modify the contents on the elevator display from the device which is always in your pocket. Syncing the clock, changing the daily menu, or uploading a new ad to the display - these actions no longer require long lasting maintenance.



The application can run on any Android smartphones or tablets. After you connect to the elevator display via Bluetooth or Wi-Fi, it is possible to access the display's menu, set the clock or upload a completely new design. You can also create these designs from scratch, or modify an existing one. The result can be shared with colleagues, or naturally it can go directly to the elevator.



## Worried about safety?

With our Wi-Fi and Bluetooth receivers you can easily set a custom password so only you can access the settings

## Use your device of choice

Elevake Customizer is available for both Android and iOS, so you can use the device you want, whether it's a tablet or a smartphone. The app is adaptive too – feels at home on each screen size

## Create awesome looks

With the built-in editor, any design is possible. There are no restrictions, you define which element goes where

## Templates and presets for your convenience

The Elevake Customizer's editor also provides several templates and presets so you don't have to define everything manually. Arrow designs, day names in several languages, special floor names (ground, basement, etc.) all can be set in one step.



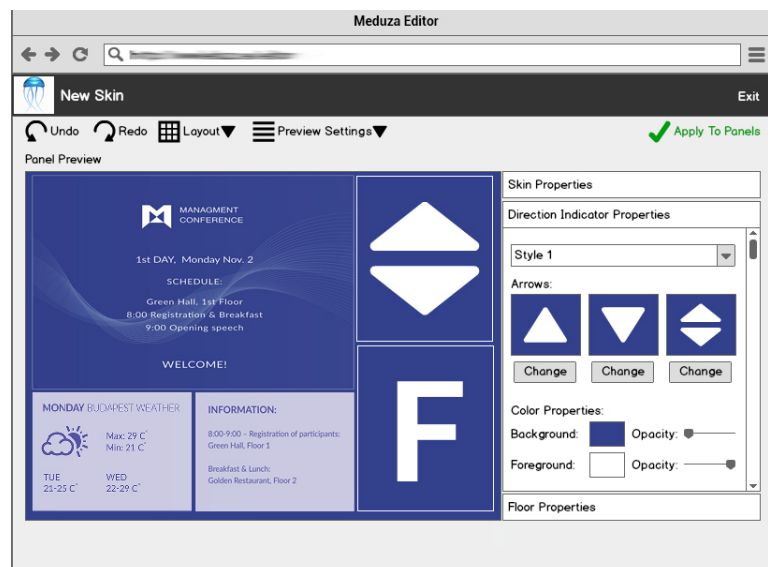


## Meduza

### The Next Big Thing Arriving to Your Wall

Reimagining how displays work, while preserving the qualities of our current products - that was our aim when we started developing Meduza. It's a nice little box, which you connect to the internet to unleash it's full potential: with our web application all panels can be configured from any device with an internet connection and a browser.

And this is just the beginning: Meduza isn't restricted to elevators. You can use several Meduza displays in your building: connect the display you want, and manage all Meduzas from one convenient place: with the accompanying web app you only have to create the design once, and then it could be applied for every separate Meduza. The advantage of the built-in layouts is they can adapt to different orientations, dimensions, resolutions.







## Create awesome designs fast

Meduza comes with predefined layouts, tasteful built-in designs and easily configurable elements, it only takes minutes to come up with an elegant new look for your panel.

## Modular

Meduza can be configured in countless ways: put it in an elevator, or hang it from the wall, we have solutions for every request

## Adaptive

Choose any display size, the design will adapt to different screen sizes or dimensions, so your content will fit everywhere

## Feature rich

Real-time weather, news, video stream  
 - you can show the world anything you want!





## Elevake Cloud Connect

### Make use of the cloud – configure from anywhere

Why bother with cables to update your displays' content? It's the age of the Internet - and we can make use of it! Before, you needed to be in the close surroundings of the display you wanted to update, even pick the panel apart and hook it to your laptop to make changes on it. From now on, it takes only an email to update your display. Should you be in your office, on a business trip or even on vacation, you can access your elevator from anywhere on the globe. The display's clock is synchronized automatically with network time servers, so you don't even have to worry about the display's accuracy. All you need is an Internet connection, and you can keep contact with your displays without the hassle of being physically tied to your elevators.



## CM430-500

### The reasonable choice with ease of us

Economy class displays, which never let you down. The two CM series displays are ideal for usage scenarios where the cutting edge technology is not necessary, but a reliable and feature rich display is still needed. Despite of the lower price range these displays are no slouch: they will carry out their duties, they are easy to configure and can be astonishingly neat.

